



Renta Fija: Bonos Soberanos de Latinoamérica en dólares

Precios al: 15-dic-2023



ETF's de Renta Fija

En USD - Listados en EE.UU.

ETFs GLOBALES (en dólares)	Ticker	Moneda	Último*	Div. Yield (%)	% YTD	% 1Y	% MTD	% WTD	% 1D
SOBERANOS y CON GARANTÍA ESTATAL									
iShares Trust United States Treasury	TIP	USD	107.51	3.05	1.3	-0.6	2.5	2.2	1.1
iShares Barclays 7-10 Year Treasury Bond Fund	IEF	USD	96.01	3.12	0.3	-2.8	2.8	2.3	0.5
iShares Core US Aggregate Bond ETF	AGG	USD	98.78	3.37	2.0	-0.8	2.8	2.1	0.5
Vanguard Total Bond Market Index Fund	BND	USD	73.45	3.03	2.3	-0.4	2.9	2.4	0.8
iShares Agency Bond ETF	AGZ	USD	108.01	3.37	1.6	0.6	0.9	1.0	0.2
Invesco Senior Loan ETF	BKLN	USD	21.15	8.89	2.9	1.0	1.1	0.7	0.4
*Cierre del día anterior									
CORPORATIVOS									
iShares iBoxx \$ IG Corporate Bond ETF	LQD	USD	110.44	4.30	4.8	0.7	4.0	2.9	0.7
iShares Short-Term Corporate Bond ETF	IGSB	USD	51.00	3.51	2.4	1.7	0.7	0.8	-0.1
Spdr Barclays Capital Internat. Corporate Bond ETF	IBND	USD	29.65	1.98	7.1	4.6	2.8	3.3	1.1
iShares iBoxx \$ HY Corporate Bond Fund	HYG	USD	77.04	6.28	4.7	1.9	1.8	1.6	-0.1
iShares Broad USD HY Corporate Bond ETF	USHY	USD	36.16	6.66	4.8	2.3	1.7	1.5	-0.1
SPDR Bloomberg Barclays HY Bond ETF	JNK	USD	94.73	5.82	5.4	2.3	2.3	2.2	0.5
SPDR Barclays Short Term HY Bond ETF	SJNK	USD	25.19	7.20	3.9	1.8	1.6	1.6	0.3
iShares Preferred and Income Securities ETF	PFF	USD	31.21	6.63	2.1	-1.7	1.7	1.7	0.7
iShares Mortgage Real Estate ETF	REM	USD	24.81	9.18	10.3	4.6	10.2	8.3	3.3
Vanguard Real Estate Index Fund	VNQ	USD	88.96	4.01	8.6	2.3	9.6	7.1	2.9
ETFs EMERGENTES (en dólares)									
SOBERANOS									
iShares JP MORGAN USD EM Bond	EMB	USD	88.91	5.13	5.1	2.0	3.5	2.3	0.6
iShares EM Local Currency Bond ETF	LEMB	USD	36.37	3.00	5.2	3.9	1.3	1.1	-0.4
CORPORATIVOS									
iShares EM Corporate Bond ETF	CEMB	USD	43.67	4.81	2.3	0.7	1.8	1.3	0.2
WisdomTree EM Corporate Bond Fund	EMCB	USD	64.05	4.52	3.7	2.8	2.2	1.4	0.8
*Cierre del día anterior									



BONOS SOBERANOS DE LATAM

Precios en USD (OTC en el exterior) - Datos Técnicos

Especie	Fecha de Vencimiento	Cupón (%)	Rating	Precios al 15-dic-23		T.I.R.	Duration	Monto en Circulación (en M de USD)	Mínimo (V/N)	Código ISIN
				Compra	Venta					
ARGENTINA										
Argentina NY (GD29)	09-jul-2029	1.000	CCC	40.63	41.63	34.32%	2.62	2,635.03	1	US040114HX11
Argentina Local (AL29)	09-jul-2029	1.000	CCC	39.02	39.48	36.64%	2.58	2,196.20	1	ARARGE3209Y4
Argentina NY (GD30)	09-jul-2030	0.750	CCC	41.00	42.00	31.26%	2.74	16,090.61	1	US040114HS26
Argentina Local (AL30)	09-jul-2030	0.750	CCC	39.40	39.48	33.31%	2.68	13,581.30	1	ARARGE3209S6
Argentina NY (GD35)	09-jul-2035	3.625	CCC	35.00	36.00	20.34%	6.07	20,501.72	1	US040114HT09
Argentina Local (AL35)	09-jul-2035	3.625	CCC	35.61	36.20	20.85%	6.00	19,076.79	1	ARARGE3209T4
Argentina NY (GD38)	09-ene-2038	4.250	CCC	40.25	41.25	20.53%	5.15	11,405.07	1	US040114HU71
Argentina Local (AE38)	09-ene-2038	4.250	CCC	37.00	39.45	23.43%	4.91	7,231.45	1	ARARGE3209U2
Argentina NY (GD41)	09-jul-2041	3.500	CCC	35.00	36.00	18.81%	6.13	10,482.11	1	US040114HV54
Argentina Local (AL41)	09-jul-2041	3.500	CCC	34.50	35.50	19.86%	5.97	1,542.23	1	ARARGE3209V0
Argentina NY (GD46)	09-jul-2046	3.625	CCC	35.50	37.00	21.23%	4.77	2,092.00	1	US040114HW38
BAHAMAS										
Bahamas	16-ene-2024	5.750	B1	99.63	100.63	10.53%	0.08	300.00	200,000	USP06518AF40
Bahamas	21-nov-2028	6.000	B1	87.63	88.63	9.91%	3.47	750.00	200,000	USP06518AG23
Bahamas	20-nov-2029	6.950	B1	85.50	87.50	10.28%	4.84	300.00	1,000	USP06518AE74
Bahamas	15-oct-2032	8.950	B1	92.50	93.50	10.37%	5.59	825.00	200,000	USP06518AH06
Bahamas	15-may-2033	6.625	B1	80.00	81.00	9.95%	6.80	200.00	1,000	USP06518AC19
BERMUDA										
Bermuda	20-ago-2030	2.375	A2	84.90	85.15	5.07%	6.10	675.00	200,000	USG10367AE36
Bermuda	20-ago-2050	3.375	A2	67.46	67.97	5.78%	15.40	675.00	200,000	USG10367AG83
BOLIVIA										
Bolivia	20-mar-2028	4.500	Caa1	45.75	46.75	33.74%	2.74	1,000.00	200,000	USP37878AC26
Bolivia	02-mar-2030	7.500	Caa1	55.00	56.00	20.69%	4.43	850.00	200,000	USP37878AE81
BRASIL										
Brasil	07-ene-2025	4.250	BB	98.63	98.83	5.61%	1.02	4,300.00	200,000	US105756BV13
Brasil	04-feb-2025	8.750	BB	105.38	105.60	3.82%	1.07	688.20	1,000	US105756BF62
Brasil	07-abr-2026	6.000	BB	102.75	103.75	4.72%	2.16	2,176.25	200,000	US105756BX78
Brasil	15-may-2027	10.125	BB	116.00	117.00	4.96%	2.98	765.02	1,000	US105756AE07
Brasil	13-ene-2028	4.625	BB	99.50	100.50	4.76%	3.68	3,000.00	200,000	US105756BZ27
Brasil	30-may-2029	4.500	BB	96.75	97.75	5.19%	4.87	2,000.00	200,000	US105756CA66
Brasil	06-mar-2030	12.250	BB	136.50	137.75	5.28%	4.68	237.59	1,000	US105756AL40
Brasil	12-jun-2030	3.875	BB	91.88	92.88	5.38%	5.75	3,500.00	200,000	US105756CC23
Brasil	12-sep-2031	3.750	BB	89.63	90.63	5.41%	6.65	1,500.00	200,000	US105756CE88
Brasil	20-ene-2034	8.250	BB	116.50	118.50	6.04%	7.10	1,369.31	1,000	US105756BB58
Brasil	07-ene-2041	5.625	BB	91.75	92.75	6.43%	10.62	2,220.62	100,000	US105756BR01
Brasil	27-ene-2045	5.000	BB	80.88	81.38	6.71%	12.05	3,299.75	200,000	US105756BW95
Brasil	21-feb-2047	5.625	BB	87.38	87.63	6.71%	12.27	2,789.33	200,000	US105756BY51
Brasil	14-ene-2050	4.750	BB	76.75	78.25	6.64%	13.34	4,000.00	200,000	US105756CB40



BONOS SOBERANOS DE LATAM

Precios en USD (OTC en el exterior) - Datos Técnicos

Especie	Fecha de Vencimiento	Cupón (%)	Rating	Precios al 15-dic-23		T.I.R.	Duration	Monto en Circulación (en M de USD)	Mínimo (V/N)	Código ISIN
				Compra	Venta					
COLOMBIA										
Colombia	28-ene-2026	4.500	BBB (low)	97.99	98.18	5.52%	2.00	1,500.00	200,000	US195325CX13
Colombia	25-abr-2027	3.875	BBB (low)	94.51	95.38	5.70%	3.15	1,896.69	200,000	US195325DL65
Colombia	15-mar-2029	4.500	BBB (low)	92.69	92.99	6.15%	4.65	2,000.00	200,000	US195325DP79
Colombia	30-ene-2030	3.000	BBB (low)	83.27	83.58	6.34%	5.50	1,542.97	200,000	US195325DR36
Colombia	15-abr-2031	3.125	BBB (low)	80.43	80.79	6.53%	6.46	2,539.95	200,000	US195325DS19
Colombia	18-sep-2037	7.375	BBB (low)	101.85	102.85	7.16%	8.77	1,818.40	100,000	US195325BK01
Colombia	18-ene-2041	6.125	BBB (low)	88.16	89.16	7.35%	10.11	2,500.00	100,000	US195325BM66
Colombia	15-jun-2045	5.000	BBB (low)	75.57	76.01	7.26%	12.11	4,500.00	200,000	US195325CU73
Colombia	15-may-2049	5.200	BBB (low)	75.65	76.58	7.33%	12.67	2,800.00	200,000	US195325DQ52
Colombia	15-may-2051	4.125	BBB (low)	65.17	65.61	7.00%	13.91	1,500.00	200,000	US195325DT91
Colombia	15-feb-2061	3.875	BBB (low)	60.75	62.25	6.78%	15.14	1,300.00	200,000	US195325DX04
COSTA RICA										
Costa Rica	30-abr-2025	4.375	B1	98.88	99.88	5.24%	1.33	500.00	200,000	USP3699PGE18
Costa Rica	19-feb-2031	6.125	B1	101.88	102.88	5.76%	5.13	1,200.00	200,000	USP3699PGK77
Costa Rica	30-abr-2043	5.625	B1	89.63	90.63	6.58%	11.52	500.00	200,000	USP3699PGF82
Costa Rica	04-abr-2044	7.000	B1	103.25	104.25	6.70%	11.14	1,000.00	200,000	USP3699PGH49
Costa Rica	12-mar-2045	7.158	B1	104.50	105.50	6.76%	11.26	1,300.00	200,000	USP3699PGJ05
CHILE										
Chile	31-ene-2031	2.450	A2	86.90	87.18	4.63%	6.46	1,465.53	200,000	US168863DP09
Chile	27-ene-2032	2.550	A2	85.82	86.13	4.67%	7.22	1,500.00	200,000	US168863DN50
Chile	29-ene-2040	1.250	A2	68.74	69.22	3.90%	14.09	1,269.02	100,000	XS2108987517
Chile	25-ene-2050	3.500	A2	75.97	76.56	5.19%	15.61	2,318.36	200,000	US168863DL94
Chile	22-ene-2051	1.250	A2	54.79	55.25	4.02%	20.94	1,250.00	100,000	XS2291692890
Chile	22-ene-2061	3.100	A2	66.67	67.28	5.11%	18.49	2,000.00	200,000	US168863DQ81
REPÚBLICA DOMINICANA										
República Dominicana	30-ene-2030	4.500	Ba3	92.38	93.38	6.01%	5.28	2,000.00	150,000	USP3579ECF27
República Dominicana	23-sep-2032	4.875	Ba3	91.13	92.13	6.20%	7.06	3,066.00	150,000	USP3579ECH82
República Dominicana	21-ene-2041	5.300	Ba3	86.75	87.75	6.60%	10.74	1,500.00	150,000	USP3579ECJ49
República Dominicana	27-ene-2045	6.850	Ba3	99.63	101.13	6.88%	11.18	2,000.00	100,000	USP3579EBE60
República Dominicana	30-ene-2060	5.875	Ba3	86.00	87.50	6.94%	13.71	3,200.00	150,000	USP3579ECG00
ECUADOR										
Ecuador	31-jul-2030	0.000	B-	27.00	28.00	38.28%	3.74	1,004.94	1	XS2214239506
Ecuador	31-jul-2030	6.000	B-	44.00	45.00	32.41%	3.06	3,499.09	1	XS2214237807
Ecuador	31-jul-2035	3.500	B-	33.75	34.75	24.64%	5.35	7,452.64	1	XS2214238441
Ecuador	31-jul-2040	2.500	B-	30.00	31.00	21.28%	6.58	2,982.94	1	XS2214239175
EL SALVADOR										
El Salvador	30-ene-2025	5.875	Caa3	93.75	94.75	12.02%	1.07	347.92	5,000	USP01012AS54
El Salvador	18-ene-2027	6.375	Caa3	88.25	89.25	10.97%	2.75	800.00	5,000	USP01012AT38
El Salvador	15-jun-2035	7.650	Caa3	78.50	79.50	10.99%	7.33	1,000.00	10,000	USP01012AN67
El Salvador	20-ene-2050	7.125	CCC+	70.88	71.88	10.38%	9.59	1,097.00	150,000	USP01012CA29
El Salvador	15-jul-2052	9.500	CCC+	83.25	84.25	11.51%	8.61	1,000.00	150,000	USP01012CC84



BONOS SOBERANOS DE LATAM

Precios en USD (OTC en el exterior) - Datos Técnicos

Especie	Fecha de Vencimiento	Cupón (%)	Rating	Precios al 15-dic-23		T.I.R.	Duration	Monto en Circulación (en M de USD)	Mínimo (V/N)	Código ISIN
				Compra	Venta					
GUATEMALA										
Guatemala	01-jun-2030	4.900	BB	95.75	96.75	5.82%	4.81	500.00	200,000	USP5015VAH98
Guatemala	24-abr-2032	5.375	BB	96.63	97.63	5.95%	6.08	500.00	200,000	USP5015VAK28
Guatemala	06-oct-2034	8.125	Ba1	109.38	110.38	6.88%	7.45	330.00	10,000	USP8056GAB97
Guatemala	01-jun-2050	6.125	BB	93.38	94.88	6.67%	12.89	1,400.00	200,000	USP5015VAJ54
HONDURAS										
Honduras	15-mar-2024	7.500	B1	99.38	100.38	10.11%	0.24	166.67	200,000	XS0905659230
Honduras	24-jun-2030	5.625	B1	88.38	89.38	7.95%	5.31	600.00	150,000	USP5178RAD00
MÉXICO										
México	27-abr-2025	3.900	BBB	99.50	99.63	4.28%	1.33	894.03	200,000	US91087BAJ98
México	21-ene-2026	4.125	BBB	99.48	99.67	4.39%	1.99	2,059.86	200,000	US91086QBG29
México	24-may-2031	2.659	BBB	84.74	85.13	5.16%	6.71	3,396.06	200,000	US91087BAM28
México	27-abr-2032	4.750	BBB	96.39	96.72	5.29%	6.92	2,433.00	200,000	US91087BAK61
México	25-oct-2033	1.450	BBB	76.40	76.74	4.46%	9.12	1,514.78	100,000	XS2289587789
México	27-abr-2051	5.000	BBB	86.88	87.49	5.98%	14.21	2,481.04	200,000	US91087BAL45
México	25-oct-2051	2.125	BBB	58.64	59.17	4.87%	18.81	1,184.17	100,000	XS2289588167
México	24-may-2061	3.771	BBB	68.07	68.63	5.89%	16.78	3,032.13	200,000	US91087BAN01
México	19-abr-2071	3.750	BBB	65.96	66.52	5.89%	17.34	3,000.00	200,000	XS2280637039
México	12-oct-2110	5.750	BBB	89.26	90.01	6.44%	15.87	2,677.99	2,000	US91086QAZ19
PANAMÁ										
Panamá	22-sep-2024	4.000	Baa3	98.25	98.75	6.39%	0.75	352.13	200,000	US698299BD54
Panamá	16-mar-2025	3.750	Baa3	97.38	97.63	5.97%	1.21	1,250.00	200,000	US698299BE38
Panamá	29-sep-2032	2.252	Baa3	73.38	74.38	6.24%	7.80	2,500.00	200,000	US698299BN37
Panamá	26-ene-2036	6.700	Baa3	99.38	100.38	6.78%	7.79	2,033.89	1,000	US698299AW45
Panamá	01-abr-2056	4.500	Baa3	67.63	69.13	7.09%	13.97	2,500.00	200,000	US698299BM53
Panamá	23-jul-2060	3.870	Baa3	60.25	61.75	6.87%	14.86	2,950.00	200,000	US698299BL70
PARAGUAY										
Paraguay	28-abr-2031	4.950	Ba1	97.38	98.38	5.44%	5.47	1,000.00	200,000	USP75744AJ47
Paraguay	29-ene-2033	2.739	Ba1	81.63	82.63	5.59%	7.11	600.00	200,000	USP75744AK10
Paraguay	30-mar-2050	5.400	Ba1	88.63	89.13	6.30%	13.34	1,175.86	200,000	USP75744AG08
PERÚ										
Perú	21-jul-2025	7.350	Baa1	103.37	103.87	5.11%	1.49	888.31	100,000	US715638AS19
Perú	20-jun-2030	2.844	Baa1	88.65	89.01	4.90%	5.85	694.18	1,000	US715638DA73
Perú	23-ene-2031	2.783	Baa1	86.89	87.27	5.00%	6.35	3,477.98	1,000	US715638DF60
Perú	14-mar-2037	6.550	Baa1	111.09	111.59	5.30%	8.68	1,130.04	1,000	US715638AU64
Perú	18-nov-2050	5.625	Baa1	102.92	103.67	5.42%	14.31	2,545.00	1,000	US715638BM30
Perú	01-dic-2060	2.780	Baa1	62.59	63.19	5.01%	19.43	2,000.00	1,000	US715638DQ26
Perú	28-jul-2121	3.230	Baa1	62.20	62.80	5.21%	19.56	1,000.00	1,000	US715638DR09
SURINAME										
Suriname	26-oct-2026	9.250	WR	91.00	93.00	3.33%	2.85	31.10	200,000	USP68788AA97



BONOS SOBERANOS DE LATAM

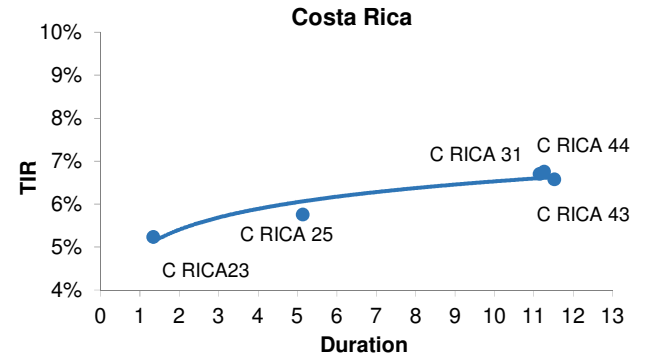
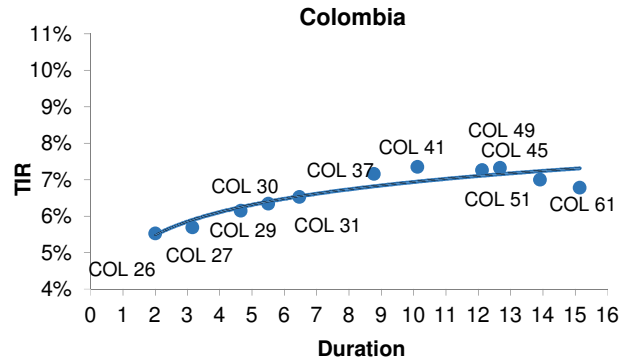
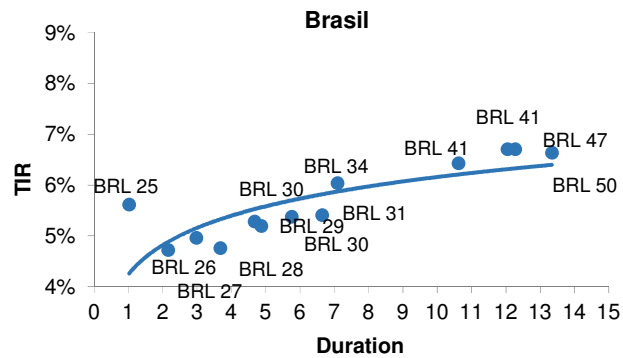
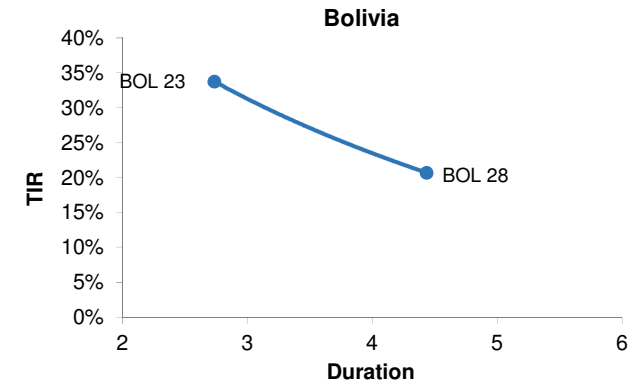
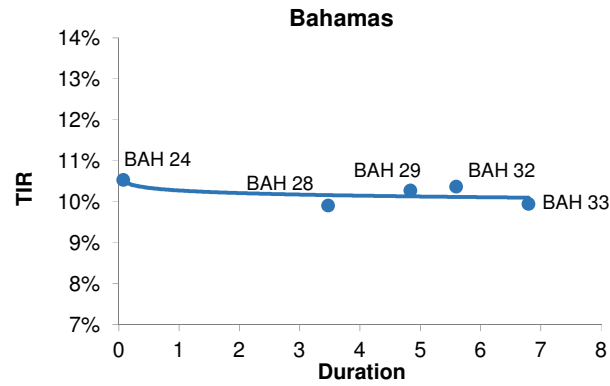
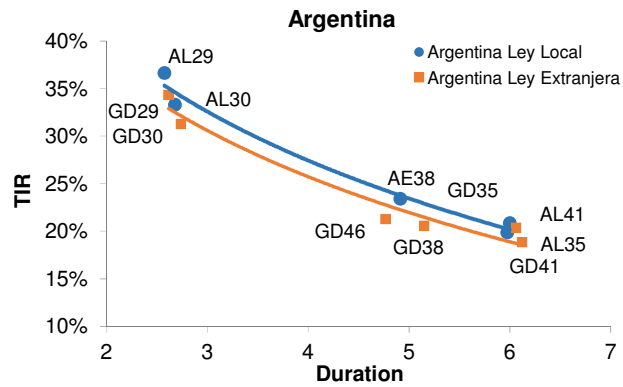
Precios en USD (OTC en el exterior) - Datos Técnicos

Especie	Fecha de Vencimiento	Cupón (%)	Rating	Precios al 15-dic-23		T.I.R.	Duration	Monto en Circulación (en M de USD)	Mínimo (V/N)	Código ISIN
				Compra	Venta					
URUGUAY										
Uruguay	14-ago-2024	4.500	BBB	99.90	99.97	4.65%	0.64	311.42	1	US760942AZ58
Uruguay	27-oct-2027	4.375	BBB	101.13	102.13	3.95%	2.69	1,418.43	1	US760942BB71
Uruguay	23-ene-2031	4.375	BBB	99.50	100.25	4.47%	5.31	2,072.53	1	US917288BK78
Uruguay	15-ene-2033	7.875	BBB	121.88	123.38	4.86%	6.73	840.60	1	US917288BA96
Uruguay	21-mar-2036	7.625	BBB	124.50	126.00			1,056.64	1	US760942AS16
Uruguay	18-jun-2050	5.100	BBB	100.38	101.00	5.07%	14.57	3,947.00	1	US760942BA98
Uruguay	20-abr-2055	4.975	BBB	97.50	99.00	5.14%	15.93	2,587.58	1	US760942BD38



BONOS SOBERANOS DE LATAM

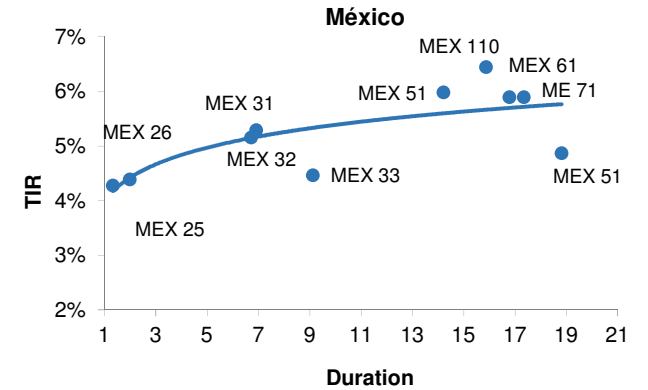
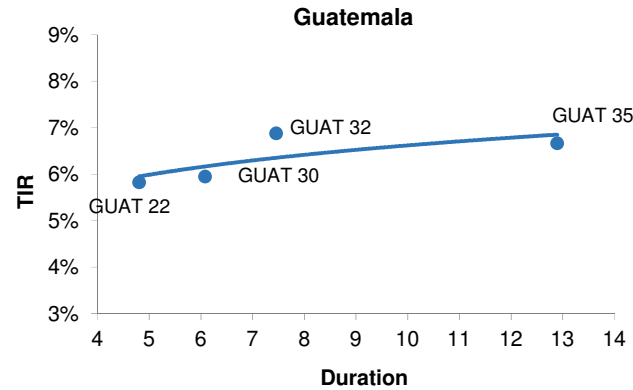
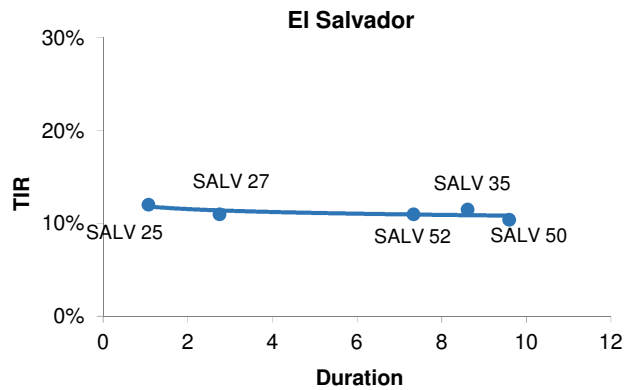
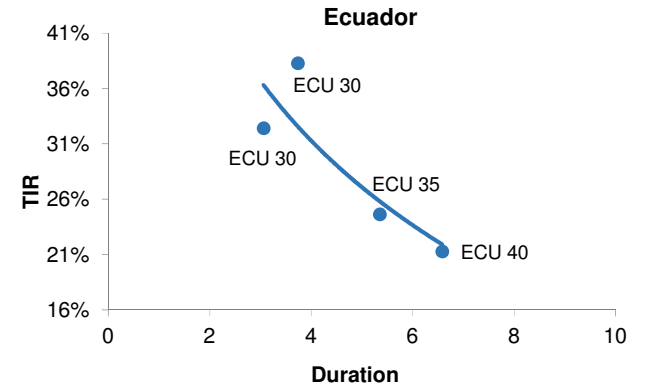
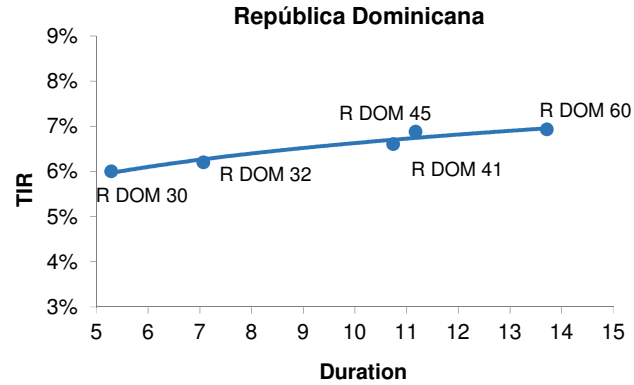
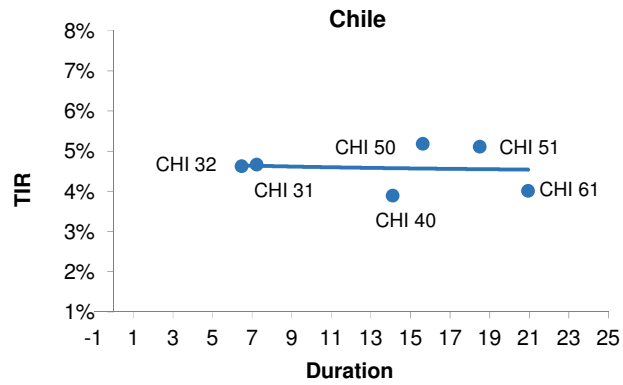
Curvas





BONOS SOBERANOS DE LATAM

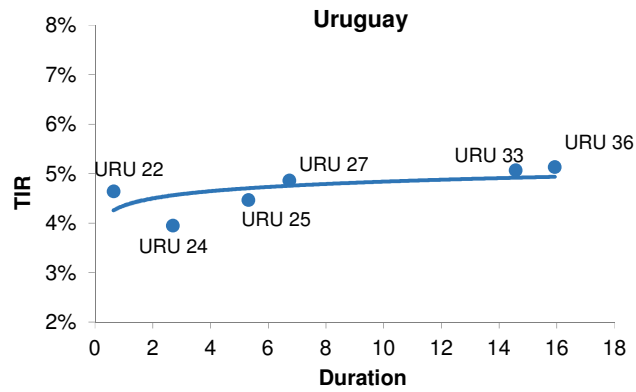
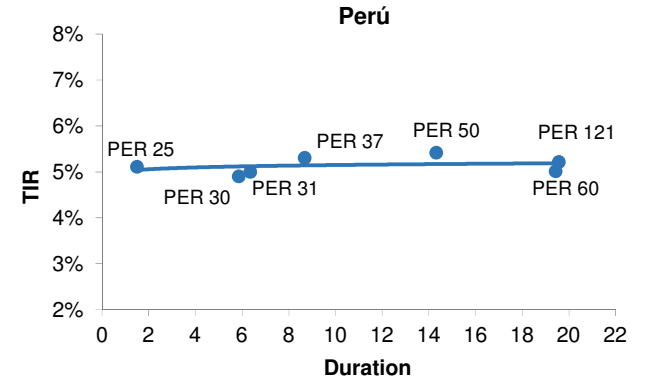
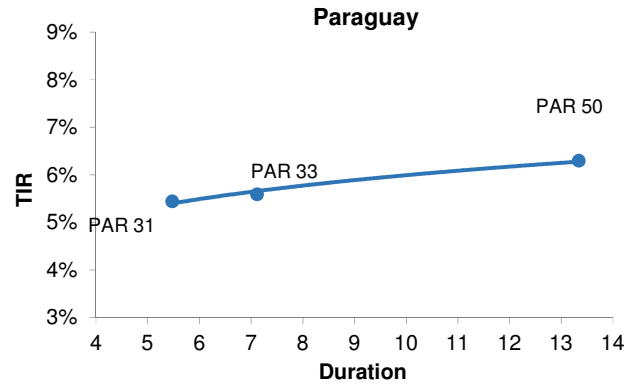
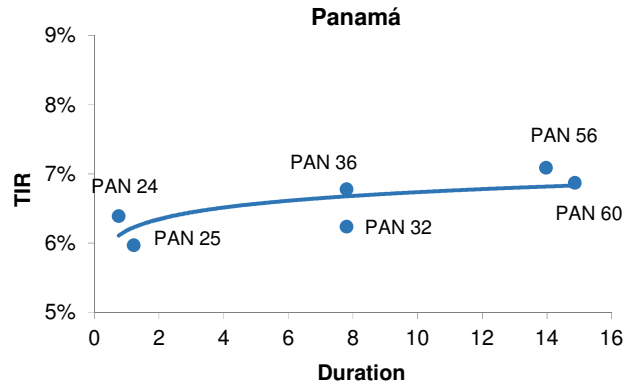
Curvas





BONOS SOBERANOS DE LATAM

Curvas





¿Tiene algún comentario y/o pregunta?

Contáctenos:



Copyright © Research for Traders 2011

Este informe fue confeccionado sólo con propósitos informativos y su intención no es la de ofrecer o solicitar la compra/venta de algún título o bien. Este mensaje, (incluyendo adjuntos), contiene información disponible para el público general y estas fuentes han demostrado ser confiables. A pesar de ello, no podemos garantizar la integridad o exactitud de las mismas. Todas las opiniones y estimaciones son a la fecha de hoy, al cierre de este reporte y pueden variar. El valor de una inversión ha de variar como resultado de los cambios en el mercado. La información contenida en este documento no es una predicción de resultados ni se asegura ninguno. Este reporte no refleja todos los riesgos u otros temas relevantes relacionados a las inversiones en los activos mencionados. Antes de realizar una inversión, los potenciales inversores deben asegurarse que comprenden las condiciones de inversión y cualquier riesgo asociado. Recomendamos que se asesore con un profesional. Se encuentra prohibido reenviar este mail con sus contenidos y/o adjuntos dado que es información privada para aquellos a los cuales se les ha remitido. Por lo tanto, no podrá ser reproducido en su totalidad o en alguna de sus partes sin previa autorización del autor.

This report is for information purposes only, and its intention is not to offer or to solicit the purchase or sale of any security or investment. This message (including any attachments), contains information available to the public and from sources deemed to be reliable. However, no guarantees can be made about the exactness of it, which could be incomplete or condensed. All opinions and estimates are given as of the date hereof, at the close of this report and are subject to change. The value of any investment may fluctuate as a result of market changes. The information in this document is not intended to predict actual results and no assurances are given with respect thereto. This document does not disclose all the risks and other significant issues related to an investment in the securities or transaction. Prior to transacting, potential investors should ensure that they fully understand the terms of the securities or transaction and any applicable risks. We strongly recommend looking for professional advice. This document is confidential, and no part of it may be reproduced, distributed or transmitted without the prior written permission of the author.

Copyright 2011 © Research for Traders. All rights reserved